



# Personnel Lifts

---

Unidex designs and builds personnel lifts to help increase productivity and safety in the workplace. Inside are a variety of pictures showing air hydraulic, electric hydraulic and battery operated devices. A platform deck with a railing and entryway are common features although we customize to your needs.


Typically an open side with toe kick plate is included.  
A non-slip mat and chains or hinged door keeps the operator safe.



Lift heights are up to 36" off the floor. Standard deck size is 48" wide by 36" deep, but other sizes are available. These units are built to order. Additional features can be added to fit your work area.



Fork pockets can be added for easy placement.







This single-person lift is positioned in front of a sand blast cabinet for the different height operators to easily see inside while blasting.



Here are two platforms for “sit-down applications”. One has an adjustable seat, the other was designed to allow room for a chair.









Electric operated units.



More electric operated units. One includes a workbench area.





As you can see,  
we can offer a  
wide range of  
custom features.

