

UNIDEX PE Series

“If you need it, we can build it.”

For over 30 years, Unidex has provided lifts and workstations for all types of industries. Workstations provide a compact and agile way to handle repetitive lifting of loads that are too heavy for manual lifting but not so heavy as to warrant the use of more expensive equipment.



Unidex can provide you with ergonomic equipment to accommodate your particular application.




PE Series Mobile Electric Lift Workstation for shaft handling are custom-designed units that feature a shaft head to provide ergonomic positioning and locking on the shaft end.



Loading parts with a PE is easily achieved.



A manual rotation with positive locking positions, approximately 12 positions in a 360° rotation. End tooling has 4 pins attached to a bolt plate with a Destaco-type clamp that secures part.



Portable Electric powered, telescoping lift with tilting end tooling to install cargo doors.



We offer a wide arrangement of end effectors to accommodate your specific needs.




Portable Electric Platform with custom cage and safety features.
This platform lifts a person up into an engine to install a motor.




PE Series Heavy-Duty workstations are designed for the frequent lifting of heavy loads and to meet special positioning needs.

Unidex provided a PE with an end tooling that was configured to pick up different hoods by three common pick points. The end tooling has a manual gripper that keeps the hood stable. After the hood was picked, the operator would unlock the rotation and the hood would swing down. The boom support is centered on top of the hood. The 2nd rotation of the end tooling allowed the operator to pivot the hood 90° after it had been rotated from vertical to horizontal. This allowed the operator to pick or place out of the roller or mobile rack.



PE Series Heavy-Duty workstations are designed for the frequent lifting of heavy loads and to meet special positioning needs.



PE Series workstations are designed for your specifications; whether you need gripper action, a boom arm with 180° of swing or sliding forks.



PE Series workstations are designed for your specifications; whether you need a cradle, a boom arm with 180° of swing and indexing or forks for lifting delicate items.

